
Joint poster presentation on “Feasibility of a new automated FXIII activity assay”

Technoclon and Zedira presented the poster at the 27th ISTH Congress in Melbourne, Australia.

The scientists involved Martina Leiter, Ralf Pasternack, Christian Büchold, and Nikolaus Binder concluded:

“The fully automated TECHNOFLUOR FXIII Activity assay run on the new Ceveron s100 haemostasis analyzer is an appropriate method for fast, accurate determination of this critical factor in the stabilization of blood clots. With a high degree of linearity over a wide assay range, this new assay shows excellent recovery of EQA samples, demonstrating high agreement with other FXIII activity assays on the market.”

The 27th International Society on Thrombosis and Hemostasis (ISTH) Congress took place from 6th to 10th of July 2019 in Melbourne, Australia. Leading experts on thrombosis, hemostasis and vascular biology came together to promote important scientific advancements.

Please find below a copy of the presented poster.

Please notice that Zedira offers the full range of products for transglutaminase and celiac disease research. For detailed information concerning our products please refer to our web site: www.zedira.com

We are continuously enlarging our product portfolio in order to fulfil researcher’s requirements in the field of transglutaminase R&D. Should you have any questions or queries about our products, please do not hesitate to contact us: contact@zedira.com

This communication is published by:

Zedira GmbH

Roesslerstr. 83
64293 Darmstadt
Germany

Phone: +49 6151 3251-00
Fax: +49 6151 3251-19

Web: www.zedira.com
E-mail: contact@zedira.com
© 2019, Zedira GmbH



Feasibility of a new automated FXIII activity assay

M. Leitner^a, R. Pasternack^b, C. Büchold^b, N. B. Binder^a

^aResearch and Development Department, Technoclone Herstellung von Diagnostika und Arzneimitteln GmbH, Vienna, Austria
^bZedira GmbH, Darmstadt, Germany

INTRODUCTION

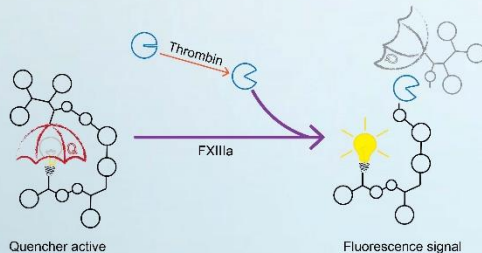
FXIII plays a pivotal role in the terminal phase of blood coagulation by cross-linking the fibrin network and therefore stabilizing the formation of mature blood clots. Deficiency of FXIII occurs rarely but activity levels found $\leq 30\%$ may be associated with severe bleeding. Even if there are several manual commercially available FXIII assays, a robust automated activity assay is needed.

The aim of this study was to develop a fully automated assay using a fluorescence quencher method for the determination of FXIII activity. For this purpose a new coagulation analyzer, equipped with an optical Quenching module was co-developed.

MATERIALS AND METHODS

Assay principle

The newly developed TECHNOFLUOR FXIII Activity is based on the use of a highly sensitive fluorogenic substrate in combination with a thrombin reagent: Thrombin activated FXIIIa cleaves a dark quenching molecule from the side chain of a peptide incorporating glycine methyl ester. Subsequently, the fluorescence of an N-terminal coupled dye increases and can be monitored.



A newly developed automated analyzer with Quenching module (Ceveron s100), combining routine and speciality haemostasis testing, was used.

RESULTS

FXIII specificity

To provide evidence that this test system is specific for FXIII, plasma samples were measured with and without the FXIII specific inhibitor 1,3,4,5-Tetramethyl-2-[(2-oxopropyl)thio]imidazolium chloride (T101). Presence of the inhibitor abolished all measurable FXIII activity. Additionally, FXIII immunodepleted plasma also did not show any change in fluorescent signal.

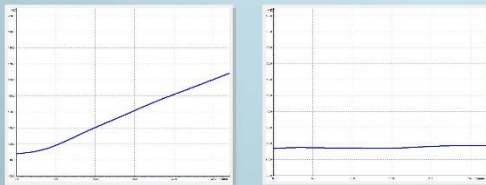


Fig 1. FXIII measurement raw data curve without (left) and with inhibitor (right).

Calibration

With an assay time of <30 min a calibration curve ranging from 0 - 0.8 IU/mL FXIII activity could be established using SSCL0T4.

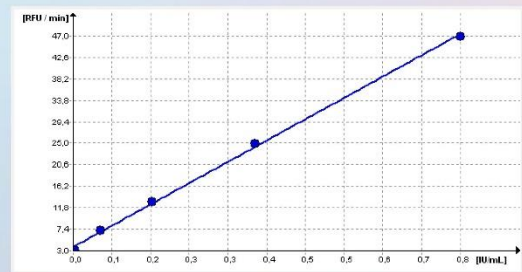


Fig 2. typical calibration curve on Ceveron s100; $R^2 = 0.9985$

Stability

To investigate the stability of the new FXIII activity test four samples with different activity levels were tested fresh reconstituted and after 24h storage.

	FXIII Activity	Recovery
Sample 1	0.7 IU/mL	98.3 %
Sample 2	0.4 IU/mL	97.8 %
Sample 3	0.2 IU/mL	97.4 %
Sample 4	0.04 IU/mL	99.9 %

Accuracy

To study the correctness of the newly developed assay, EQA samples from ECAT were analyzed and compared to the survey results. In addition, the new SSCL0T5 was measured.

Sample	Assigned value	Measured value
17.114	0.04 IU/mL	0.02 IU/mL
17.115	0.11 IU/mL	0.11 IU/mL
18.156	0.17 IU/mL	0.15 IU/mL
SSCL0T5	0.77 IU/mL	0.76 IU/mL

CONCLUSIONS

The fully automated TECHNOFLUOR FXIII Activity assay run on the new Ceveron s100 haemostasis analyzer is an appropriate method for fast, accurate determination of this critical factor in the stabilization of blood clots. With a high degree of linearity over a wide assay range, this new assay shows excellent recovery of EQA samples, demonstrating high agreement with other FXIII activity assays on the market.



Zedira GmbH • Roesslerstrasse 83 • 64293 Darmstadt • Germany • Email: contact@zedira.com



Technoclone Herstellung von Diagnostika und Arzneimitteln GmbH • Brunner Str. 67 • 1230 Vienna • Austria •
 Tel: +43 1 86 373 0 • Fax: +43 1 86 373 44 • Email: products@technoclone.com

